

**Shropshire Council**  
**Equality, Social Inclusion and Health Impact Assessment (ESHIA)**  
**Initial Stage One Screening Record 2025**

**A. Summary Sheet on Accountability and Actions**

<b>Name of proposed service change</b>
<b>Final Draft Oswestry Shop Front Design Guide: Standing Pre-Application Advice Note</b>

<b>Name of lead officer carrying out the screening</b>
Andy Wigley

**Decision, review, and monitoring**

<b>Decision</b>	<b>Yes</b>	<b>No</b>
Initial (stage one) ESHIA Only?	<b>X</b>	
Proceed to Full ESHIA or HIA (part two) Report?		<b>X</b>

*If completion of an initial or Stage One assessment is an appropriate and proportionate action at this stage, please use the boxes above. If a Full or Stage Two report is required, please move on to full report stage once you have completed this initial screening assessment as a record of the considerations which you have given to this matter.*

**Actions to mitigate negative impact or enhance positive impact of the service change in terms of equality, social inclusion, and health considerations**

Approval from Cabinet is being sought for Shropshire Council to adopt the final draft of the Oswestry Shop Front Design Guide: Standing Pre-Application Advice Note (Design Guide) following completion of an eight-week public consultation. The Design Guide is intended to provide guidance on the application of Local Plan policies and form a material consideration in the planning application process.

Following the consultation, it is considered that the equality impacts will remain as anticipated, ie neutral - low positive across the nine Protected Characteristic groupings defined by the Equality Act 2010. There remains potential for positive equality impact for the groupings of Age, Disability, Pregnancy and Maternity, and Sex, in terms of mental well-being opportunities arising for people living in and visiting a vibrant, well-designed and cared for environment in Oswestry town centre.

A grouping within the wider grouping of Disability, for whom there may be additional positive impacts, are people with less visible disabilities or conditions, including people with neurodiverse conditions, and people with visual impairments. For example, a cluttered and poorly designed spaces can cause overstimulation for some people with autism. Additionally, sensitive use of appropriate lighting such as minimal use of fluorescent lighting, as well as clear signage, will be anticipated to provide further benefits for people with neurodiverse conditions and

for others including those with visual impairments. This then includes their families and carers, bringing in intersectionality with those in the groupings of Age and Sex.

There would also be a projected neutral impact for those individuals and households that we may consider to be vulnerable by virtue of their circumstances. Whilst these are not defined as Protected Characteristics within equality legislation, it has been a matter of good practice in Shropshire for us to consider their needs as well, within a tenth grouping termed Social Inclusion. This includes low income households, households in rural areas, and young people leaving care.

As no issues were identified during this consultation process, the Council's ongoing challenge will be to continue to act in the best interests of the groupings for whom we have identified positive impacts, and to seek to enhance such impacts in the course of implementing the Design Guide.

The category of young people leaving care is now considered as a local protected characteristic grouping by the Council, as is the case in Telford and Wrekin. Also as with Telford and Wrekin, the Council now separates out the grouping veterans and serving members of the armed force and their families, in order to visibly demonstrate that 'due regard' is being given to people in this grouping, as per the requirements of the Armed Forces Act 2021

### **Actions to mitigate negative impact or enhance positive impact of the service change in terms of health and wellbeing considerations**

From a health and well-being perspective, it is anticipated that the Design Guide will encourage the submission of well-designed development relating to the enhancement and replacement of shop fronts within Oswestry town centre. It promotes the use of appropriate shop front signage and lighting, avoiding overstimulation, as well as reducing possible light pollution causing unnecessary distractions and other issues (including effects on sleep of nearby population). There are additional positive impacts in terms of the recognised positive mental well-being that may accrue from employment.

Whilst the Design Guide is primarily about well-designed development, there are many benefits in terms of equality, diversity and social inclusion associated with a resilient town such as increased employment opportunity, provision of housing, infrastructure benefits, facilities and utilities, climate change considerations and well-being improvements.

The Design Guide will promote the protection, conservation and enhancement of the Oswestry Conservation Area, aiming to thereby create a well-cared for and healthy environment that helps people maintain active lifestyles and good mental health.

### **Actions to review and monitor the impact of the service change in terms of equality, social inclusion, and health considerations**

An eight-week public consultation was undertaken between 2 December 2024 and 24 January 2025 on the Draft Design Guide. This was undertaken in a way that is consistent with the requirements of Shropshire Council's Statement of Community Involvement. It also included a 'drop in session' was held on 15 January at the Memorial Hall, Oswestry, where officers and representatives from the Future Oswestry Group partner organisations were present to discuss and answer questions about the Design Guide.

The consultation was also picked up by BBC local news and subsequently published on BBC online website, providing a further opportunity to alert people to the draft design guide proposals.

The results of the consultation are provided in the Consultation Report (Appendix 2 of the Cabinet Report) and no issues relating to equality, social inclusion, and health considerations were raised during the consultation.

The Council will draw upon best alignment with economic growth strategy development and with implementation of cultural and leisure strategy actions. These strategies all very much include efforts to promote social inclusion and in so doing achieve equality of opportunity for people in and across Protected Characteristic groupings to safely access economic, leisure and cultural opportunities in market towns.

For example, it is important that any wayfinding implemented across the town is multi-sensory, enabling neurodiverse individuals, people with learning disabilities, and people with visual and or physical disabilities to be able to experience the town in a safe and accessible manner.

### **Associated ESHIAs**

An ESHIA was produced for the Cabinet Report seeking approval to undertake the public consultation on the Draft Design Guide.

ESHIA's were also previously carried out in relation to the development of the Council's Economic Growth Strategy 2022 - 2027, before and following public consultation. These provide useful additional context for the overall strategic policy of the Council towards economic growth as an integral element of place shaping approaches across the County.

The current ESHIA's for the Shrewsbury Movement and Public Realm Strategy (September 2024) and for the Smithfield Riverside Strategic Development Framework are also of pertinence; the latter accompanied the associated report to Cabinet on 21 March 2024.

ESHIA's in relation to the Local Plan Partial Review provide further complementary detail not least regarding longer term approaches to infrastructure planning and provision. Given the policy implications associated with highways those undertaken in related service areas regarding transport and movement strategies

are also relevant, as is the “Vibrant Shropshire - Independent by Nature (Cultural Strategy)” ESIIA.

**Actions to mitigate negative impact, enhance positive impact, and review and monitor overall impacts in terms of any other considerations. This includes climate change considerations**

***Climate change***

The Design Guide seeks to promote sustainable development that conserves and enhances the character and appearance of the Oswestry Conservation Area, together with the special architectural and historic interest of the listed buildings and their settings within it.

The Design Guide promotes the retention and repair of existing historic shop fronts and the architectural detailing associated with them, together with the use of traditional materials and non-illuminated (i.e. low energy) signage. It also includes a link to Historic England’s latest guidance on adapting historic buildings to improve their carbon and energy efficiency. As such, it is considered that the Design Guide will have a minor promote positive outcome in terms of climate change.

***Economic and societal/wider community***

Oswestry Town Centre falls wholly within the Oswestry Conservation Area, which also includes 125 listed buildings.

The Design Guide was produced as part of the successful Oswestry High Street Heritage Action Zone (HSHAZ) project, which was completed in March 2024. This delivered a £2.1m package of enhancements within the town centre through a partnership between Historic England and the members of the Future Oswestry Group (Shropshire Council, Oswestry Town Council and Oswestry BID). This included 11 new residential units, 16 enhanced and reinstated shop fronts, 730 square meters of enhanced commercial space, and 690 square meters of enhanced public realm. The draft Design Guide was also produced in collaboration with the Oswestry and District Civic Society

The Design Guide will assist Shropshire Council, as the local planning authority, to fulfil its statutory duties by helping to ensure that new shop fronts and signage preserve and enhance the character and appearance of the Conservation Area, and the special architectural and historic interest of listed buildings and their settings.




The Design Guide provides guidance in support of relevant national and local planning policies within Oswestry Town Centre. This includes the policies contained within the National Planning Policy Framework, together both the adopted and draft Local Plan.

The Design Guide will therefore provide a further way in which Shropshire Council can help to sustain the longer-term legacy of the Oswestry HSHAZ by promoting a high standard of design for shop fronts through the planning process. In-so-doing,

it will help to ensure that the town centre remains a vibrant and economically sustainable place to visit, live, work, and invest.

Public consultation is a key stage in the development of the Design Guide as standing pre-application advice, and will enable the Council to give it weight in determining planning applications. The implementation of the Design Guide will be met from existing resources and budgets

### **Scrutiny at Part One screening stage**

<b>People involved</b>	<b>Signatures</b>	<b>Date</b>
Lead officer carrying out the screening <b>Dr Andy Wigley</b>		14 February 2025
Any internal service area support*		
Any external support** <b>Mrs Lois Dale, Rurality and Equalities Specialist</b>		17 <sup>th</sup> February 2025
<b>Phillip Northfield</b> Public Health Development Officer		18 <sup>th</sup> February 2025

\*This refers to other officers within the service area

\*\*This refers to support external to the service but within the Council, e.g., the Rurality and Equalities Specialist, the Feedback and Insight Team, performance data specialists, Climate Change specialists, and Public Health colleagues

### **Sign off at Part One screening stage**

<b>Name</b>	<b>Signatures</b>	<b>Date</b>
Lead officer's name <b>Dr Andy Wigley</b>		14 February 2025
Accountable officer's name* <b>Dr Andy Wigley</b>		14 February 2025

\*This may either be the Head of Service or the lead officer

### **B. Detailed Screening Assessment**

<b>Aims of the service change and description</b>
Oswestry has functioned as a market town for over 800 years. It flourished in the Middle Ages and its strategic location on the English-Welsh border means that it has a rich and diverse history. The town's standing architectural heritage spans

the 14th – 20th centuries, and its commercial centre is characterised by 18th and 19th century rendered or brick two or three storey buildings, with shops to the ground floor, arranged in terraces. The whole of Oswestry town centre falls within the Oswestry Conservation Area, which contains 125 listed buildings (1 GI, 3 GII\* and 124 GII) and a scheduled monument (Oswestry Castle).

The Design Guide was developed as part of the Oswestry High Street Heritage Action Zone (HSHAZ) scheme. The HSHAZ represented a partnership between Historic England and the organisations that comprise the Future Oswestry Group (Shropshire Council, Oswestry Town Council, and the Oswestry BID). The scheme delivered a £2.1m package of enhancements to the town centre, including 11 new residential units, 16 enhanced and reinstated shop fronts, 730 square meters of enhanced commercial space, and 690 square meters of enhanced public realm. The scheme also developed a Cultural Consortium comprising representatives of local arts and heritage organisations, which delivered a programme of cultural events and initiatives, including the annual Love Oswestry festival.

The Design Guide therefore intended to provide a longer-term legacy for the HSHAZ project by ensuring that its planning functions assist in supporting its planning functions. This includes helping the authority to discharge its statutory duties by helping to ensure that new shop fronts and signage preserve and enhance the character and appearance of the Conservation Area, and the special architectural and historic interest of listed buildings and their settings.

The National Planning Policy Framework (NPPF) considers Conservation Areas and Listed Buildings to be designated heritage assets. Great weight must be given to their conservation and any harm to or loss of significance requires clear and convincing justification. Substantial harm or loss should be exceptional, and in the case of Grade II\* and Grade I listed buildings wholly exceptional. The NPPF also directs local planning authorities to seek opportunities for new development within Conservation Areas, and within the settings of heritage assets, to enhance and better reveal their significance.

The Design Guide provides guidance in support of the planning policies contained within Shropshire Councils adopted Local Plan (comprising the Core Strategy Development Plan Document 2006-2026 and Site Allocations and Management of Development (SAMDev) Plan 2006-2026 documents). It will also provide guidance to the proposed planning policies contained within the Draft Local Plan 2016-2038, which is currently subject to Examination by the Planning Inspectorate

Once adopted, the Guide will be used by Shropshire Council when determining relevant planning applications within the Oswestry Town Centre.

#### **Intended audiences and target groups for the service change**

The Design Guide will provide business, agents, residents, and other organisations that intend to submit planning applications with planning guidance. Users and stakeholders for the Draft Design Guide will include: -

- Local residents;

- Businesses based within the Oswestry Town Centre;
- Architects, developers and planners;
- Local residents
- Statutory Agencies;
- Oswestry Town Council;
- Oswestry Business Improvement District
- Shropshire Council;

Once adopted, the Design Guide will be used by Shropshire Council when determining relevant planning applications within the Oswestry Conservation Area.

A further grouping of interest will be stakeholders including Historic England, neighbouring local authorities, both in England and across the border in Wales.

### **Evidence used for screening of the service change**

- Shropshire Council adopted Development Plan (consisting of the Core Strategy; Site Allocations and Management of Development (SAMDev) Plan; and any adopted formal Neighbourhood Plans).
- Economic Growth Strategy for Shropshire 2022-2027.
- Submission draft of the Shropshire Local Plan (Local Plan Review).
- Future Oswestry Plan.

### **Specific consultation and engagement with intended audiences and target groups for the service change**

Consultation and engagement remains a key part of developing the Design Guide. The following activity took place as part of the consultation process on the Design Guide:

- The use of social media channels and Council websites.
- Engagement with Future Oswestry Group Partners and key stakeholder organisations such as Historic England.
- A public consultation 'drop in' event held on 15 January 2025 at the Memorial Hall, Oswestry with Future Oswestry Group Partners

The consultation materials were made available on both Shropshire Council's website and were promoted by the authority, together with its partners via their social media channels.

The public consultation period for the Draft Design Guide ran for 8 weeks from 2 December 2024 – 24 January 2025. The consultation complied with Shropshire Council's Statement of Community Involvement.

**Initial equality impact assessment by grouping (Initial health impact assessment is included below)**

*Please rate the impact that you perceive the service change is likely to have on a group, through stating this in the relevant column.*

*Please state if it is anticipated to be neutral (no impact) and add any extra notes that you think might be helpful for readers.*

<b>Protected Characteristic groupings and other groupings in Shropshire</b>	<b>High negative impact <i>Part Two ESIIA required</i></b>	<b>High positive impact <i>Part One ESIIA required</i></b>	<b>Medium positive or negative impact <i>Part One ESIIA required</i></b>	<b>Low positive, negative, or neutral impact (please specify) <i>Part One ESIIA required</i></b>
<b>Age</b> (please include children, young people, young people leaving care, people of working age, older people. Some people may belong to more than one group e.g., a child or young person for whom there are safeguarding concerns e.g., an older person with disability)				√Neutral
<b>Disability</b> (please include mental health conditions and syndromes; hidden disabilities including autism and Crohn's disease; physical and sensory disabilities or impairments; learning disabilities; Multiple Sclerosis; cancer; and HIV)				√ Low positive
<b>Gender re-assignment</b> (please include associated aspects: safety, caring responsibility, potential for bullying and harassment)				√Neutral
<b>Marriage and Civil Partnership</b> (please include associated aspects: caring responsibility, potential for bullying and harassment)				√Neutral
<b>Pregnancy and Maternity</b> (please include associated aspects: safety, caring responsibility, potential for bullying and harassment)				√Neutral
<b>Race</b> (please include ethnicity, nationality, culture, language, Gypsy, Traveller)				√Neutral
<b>Religion and belief</b> (please include Buddhism, Christianity, Hinduism, Islam, Jainism, Judaism, Nonconformists; Rastafarianism; Shinto, Sikhism, Taoism, Zoroastrianism, and any others)				√Neutral
<b>Sex</b> (this can also be viewed as relating to gender. Please include associated aspects: safety, caring responsibility, potential for bullying and harassment)				√Neutral



<b>Protected Characteristic groupings and other groupings in Shropshire</b>	<b>High negative impact</b> <i>Part Two ESIIA required</i>	<b>High positive impact</b> <i>Part One ESIIA required</i>	<b>Medium positive or negative impact</b> <i>Part One ESIIA required</i>	<b>Low positive, negative, or neutral impact (please specify)</b> <i>Part One ESIIA required</i>
<u>Sexual Orientation</u> (please include associated aspects: safety; caring responsibility; potential for bullying and harassment)				√Neutral
<u>Other: Social Inclusion</u> (please include families and friends with caring responsibilities; households in poverty; people for whom there are safeguarding concerns; people you consider to be vulnerable; people with health inequalities; refugees and asylum seekers; rural communities)				√Low positive
<u>Other: Veterans and serving members of the armed forces and their families</u>				Neutral to low positive
<u>Other: Young people leaving care</u>				Neutral to low positive

### **Initial health and wellbeing impact assessment by category**

*Please rate the impact that you perceive the service change is likely to have with regard to health and wellbeing, through stating this in the relevant column. Please state if it is anticipated to be neutral (no impact) and add any extra notes that you think might be helpful for readers.*

<b>Health and wellbeing: individuals and communities in Shropshire</b>	<b>High negative impact</b> <i>Part Two HIA required</i>	<b>High positive impact</b>	<b>Medium positive or negative impact</b>	<b>Low positive negative or neutral impact (please specify)</b>
<b>Will the proposal have a <i>direct impact</i> on an individual's health, mental health and wellbeing?</b>  For example, would it cause ill health, affecting social inclusion, independence and participation?				√Neutral

<b>Health and wellbeing: individuals and communities in Shropshire</b>	<b>High negative impact</b> <i>Part Two HIA required</i>	<b>High positive impact</b>	<b>Medium positive or negative impact</b>	<b>Low positive negative or neutral impact (please specify)</b>
<p><b>Will the proposal indirectly impact an individual's ability to improve their own health and wellbeing?</b></p> <p>For example, will it affect their ability to be physically active, choose healthy food, reduce drinking and smoking?</p>				<p>√Low positive (The Design Guide will promote the protection, conservation and enhancement of the Oswestry Conservation Area, aiming to thereby create a well-cared for and healthy environment that helps people maintain active lifestyles and good mental health).</p>
<p><b>Will the policy have a direct impact on the community - social, economic and environmental living conditions that would impact health?</b></p> <p>For example, would it affect housing, transport, child development, education, employment opportunities, availability of green space or climate change mitigation?</p>			<p>√Positive (The Design Guide will promote well-designed, sustainable development shop fronts within Oswestry town centre that seeks to conserve and enhancing the Conservation Area and listed buildings and their settings, and sustain a vibrant local economy).</p>	
<p><b>Will there be a likely change in demand for or access to health and social care services?</b></p> <p>For example: Primary Care, Hospital Care, Community Services, Mental Health, Local Authority services including Social Services?</p>				<p>√Neutral</p>

**Identification of likely impact of the service change in terms of other considerations including climate change and economic or societal impacts**

The Design Guide promotes the retention and repair of existing historic shop fronts and the architectural detailing associated with them, together with the use of traditional materials and non-illuminated (i.e. low energy) signage. It also includes a link to Historic England's latest guidance on adapting historic buildings to improve their carbon and energy efficiency. As such, it is considered that the Design Guide will have a minor **promote** positive outcome in terms of climate change.

## **Guidance Notes**

### **1. Legal Context**

It is a legal requirement for local authorities to assess the equality and human rights impact of changes proposed or made to services. It is up to us as an authority to decide what form our equality impact assessment may take. By way of illustration, some local authorities focus more overtly upon human rights; some include safeguarding. It is about what is considered to be needed in a local authority's area, in line with local factors such as demography and strategic objectives as well as with the national legislative imperatives.

Carrying out these impact assessments helps us as a public authority to ensure that, as far as possible, we are taking actions to meet the general equality duty placed on us by the Equality Act 2010, and to thus demonstrate that the three equality aims are integral to our decision making processes.

These are: eliminating discrimination, harassment and victimisation; advancing equality of opportunity; and fostering good relations.

These screening assessments for any proposed service change go to Cabinet as part of the committee report, or occasionally direct to Full Council, unless they are ones to do with Licensing, in which case they go to Strategic Licensing Committee.

Service areas would ordinarily carry out a screening assessment, or Stage One equality impact assessment. This enables energies to be focussed on review and monitoring and ongoing evidence collection about the positive or negative impacts of a service change upon groupings in the community, and for any adjustments to be considered and made accordingly.

These screening assessments are recommended to be undertaken at timely points in the development and implementation of the proposed service change.

For example, an ESHIA would be a recommended course of action before a consultation. This would draw upon the evidence available at that time, and identify the target audiences, and assess at that initial stage what the likely impact of the service change could be across the Protected Characteristic groupings and our tenth category of Social Inclusion. This ESHIA would set out intended actions to engage with the groupings, particularly those who are historically less likely to engage in public consultation eg young people, as otherwise we would not know their specific needs.

A second ESHIA would then be carried out after the consultation, to say what the feedback was, to set out changes proposed as a result of the feedback, and to say where responses were low and what the plans are to engage with groupings who did not really respond. This ESHIA would also draw more upon actions to review impacts in order to mitigate the negative and accentuate the positive. Examples of this approach include the Great Outdoors Strategy, and the Economic Growth Strategy 2017-2021

Meeting our Public Sector Equality Duty through carrying out these ESHIAs is very much about using them as an opportunity to demonstrate ongoing engagement

across groupings and to thus visibly show we are taking what is called due regard of the needs of people in protected characteristic groupings

If the screening indicates that there are likely to be significant negative impacts for groupings within the community, the service area would need to carry out a full report, or Stage Two assessment. This will enable more evidence to be collected that will help the service area to reach an informed opinion.

In practice, StageTwo or Full Screening Assessments have only been recommended twice since 2014, as the ongoing mitigation of negative equality impacts should serve to keep them below the threshold for triggering a Full Screening Assessment. The expectation is that Full Screening Assessments in regard to Health Impacts may occasionally need to be undertaken, but this would be very much the exception rather than the rule.

## **2. Council Wide and Service Area Policy and Practice on Equality, Social Inclusion and Health**

This involves taking an equality and social inclusion approach in planning changes to services, policies, or procedures, including those that may be required by Government.

The decisions that you make when you are planning a service change need to be recorded, to demonstrate that you have thought about the possible equality impacts on communities and to show openness and transparency in your decision-making processes.

This is where Equality, Social Inclusion and Health Impact Assessments (ESHIA) come in. Where you carry out an ESHIA in your service area, this provides an opportunity to show:

- What evidence you have drawn upon to help you to recommend a strategy or policy or a course of action to Cabinet.
- What target groups and audiences you have worked with to date.
- What actions you will take in order to mitigate any likely negative impact upon a group or groupings, and enhance any positive effects for a group or groupings; and
- What actions you are planning to review the impact of your planned service change.

The formal template is there not only to help the service area but also to act as a stand-alone for a member of the public to read. The approach helps to identify whether or not any new or significant changes to services, including policies, procedures, functions, or projects, may have an adverse impact on a particular group of people, and whether the human rights of individuals may be affected.

This assessment encompasses consideration of social inclusion. Whilst not mandated by legislation, this is so that we are thinking as carefully and completely as possible about all Shropshire groups and communities, including people in rural areas and people or households that we may describe as vulnerable.

Examples could be households on low incomes or people for whom there are safeguarding concerns, as well as people in what are described as the nine 'protected characteristics' of groups of people in our population, e.g., Age. Another specific vulnerable grouping is veterans and serving members of the Armed Forces, who face particular challenges with regard to access to Health, to Education, and to Housing.

We demonstrate equal treatment to people who are in these groups and to people who are not, through having what is termed 'due regard' to their needs and views when developing and implementing policy and strategy and when commissioning, procuring, arranging, or delivering services.

When you are not carrying out an ESHIA, you still need to demonstrate and record that you have considered equality in your decision-making processes. It is up to you what format you choose.-You could use a checklist, an explanatory note, or a document setting out our expectations of standards of behaviour, for contractors to read and sign. It may well not be something that is in the public domain like an ESHIA, but you should still be ready for it to be made available.

**Both the approaches sit with a manager, and the manager has to make the call, and record the decision made on behalf of the Council. Here are some examples to get you thinking.**

*Carry out an ESHIA:*

- If you are building or reconfiguring a building.
- If you are planning to reduce or remove a service.
- If you are consulting on a policy or a strategy.
- If you are bringing in a change to a process or procedure that involves other stakeholders and the wider community as well as particular groupings

*Carry out an equality and social inclusion approach:*

- If you are setting out how you expect a contractor to behave with regard to equality, where you are commissioning a service or product from them.
- If you are setting out the standards of behaviour that we expect from people who work with vulnerable groupings, such as taxi drivers that we license.
- If you are planning consultation and engagement activity, where we need to collect equality data in ways that will be proportionate and non-intrusive as well as meaningful for the purposes of the consultation itself.
- If you are looking at services provided by others that help the community, where we need to demonstrate a community leadership approach

### **3. Council wide and service area policy and practice on health and wellbeing**

This is a relatively new area to record within our overall assessments of impacts, for individual and for communities, and as such we are asking service area leads to consider health and wellbeing impacts, much as they have been doing during 2020-2021 and 2021-2022, and to look at these in the context of direct and indirect impacts for individuals and for communities. A better understanding across the Council of these impacts will also better enable Public Health colleagues to prioritise

activities to reduce health inequalities in ways that are evidence based and that link effectively with equality impact considerations and climate change mitigation.

## **Health in All Policies – Health Impact Assessment**

Health in All Policies is an upstream approach for health and wellbeing promotion and prevention, and to reduce health inequalities. The Health Impact Assessment (HIA) is the supporting mechanism

- Health Impact Assessment (HIA) is the technical name for a common-sense idea. It is a process that considers the wider effects of local policies, strategies and initiatives and how they, in turn, may affect people's health and wellbeing.
- Health Impact Assessment is a means of assessing both the positive and negative health impacts of a policy. It is also a means of developing good evidence-based policy and strategy using a structured process to review the impact.
- A Health Impact Assessment seeks to determine how to maximise health benefits and reduce health inequalities. It identifies any unintended health consequences. These consequences may support policy and strategy or may lead to suggestions for improvements.
- An agreed framework will set out a clear pathway through which a policy or strategy can be assessed and impacts with outcomes identified. It also sets out the support mechanisms for maximising health benefits.

The embedding of a Health in All Policies approach will support Shropshire Council through evidence-based practice and a whole systems approach, in achieving our corporate and partnership strategic priorities. This will assist the Council and partners in promoting, enabling and sustaining the health and wellbeing of individuals and communities whilst reducing health inequalities.

## **Individuals**

### **Will the proposal have a *direct impact* on health, mental health and wellbeing?**

For example, would it cause ill health, affecting social inclusion, independence and participation?

Will the proposal directly affect an individual's ability to improve their own health and wellbeing?

This could include the following: their ability to be physically active e.g., being able to use a cycle route; to access food more easily; to change lifestyle in ways that are of positive impact for their health.

An example of this could be that you may be involved in proposals for the establishment of safer walking and cycling routes (e.g., green highways), and changes to public transport that could encourage people away from car usage. and

increase the number of journeys that they make on public transport, by foot or on bicycle or scooter. This could improve lives.

**Will the proposal *indirectly impact* an individual's ability to improve their own health and wellbeing?**

This could include the following: their ability to access local facilities e.g., to access food more easily, or to access a means of mobility to local services and amenities? (e.g. change to bus route)

Similarly to the above, an example of this could be that you may be involved in proposals for the establishment of safer walking and cycling routes (e.g. pedestrianisation of town centres), and changes to public transport that could encourage people away from car usage, and increase the number of journeys that they make on public transport, by foot or on bicycle or scooter. This could improve their health and well being.

**Communities**

Will the proposal directly or indirectly affect the physical health, mental health, and wellbeing of the wider community?

A *direct impact* could include either the causing of ill health, affecting social inclusion, independence and participation, or the promotion of better health.

An example of this could be that safer walking and cycling routes could help the wider community, as more people across groupings may be encouraged to walk more, and as there will be reductions in emission leading to better air quality.

An *indirect impact* could mean that a service change could indirectly affect living and working conditions and therefore the health and well being of the wider community.

An example of this could be: an increase in the availability of warm homes would improve the quality of the housing offer in Shropshire and reduce the costs for households of having a warm home in Shropshire. Often a health promoting approach also supports our agenda to reduce the level of Carbon Dioxide emissions and to reduce the impact of climate change.

Please record whether at this stage you consider the proposed service change to have a direct or an indirect impact upon communities.

**Demand**

**Will there be a change in demand for or access to health, local authority and social care services?**

For example: Primary Care, Hospital Care, Community Services, Mental Health and Social Services?

An example of this could be: a new housing development in an area would affect demand for primary care and local authority facilities and services in that location and surrounding areas. If the housing development does not factor in consideration



of availability of green space and safety within the public realm, further down the line there could be an increased demand upon health and social care services as a result of the lack of opportunities for physical recreation, and reluctance of some groupings to venture outside if they do not perceive it to be safe.

***For further information on the use of ESHIAs: please contact your head of service or contact Mrs Lois Dale, Rurality and Equalities Specialist and Council policy support on equality, via telephone 01743 258528, or email [lois.dale@shropshire.gov.uk](mailto:lois.dale@shropshire.gov.uk).***